



Applicants are encouraged to visit the place before booking a flat.



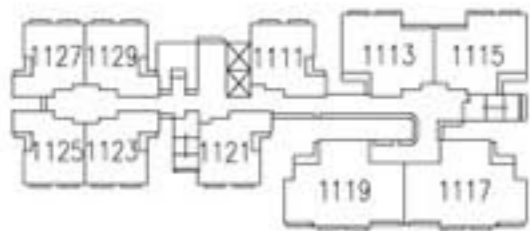
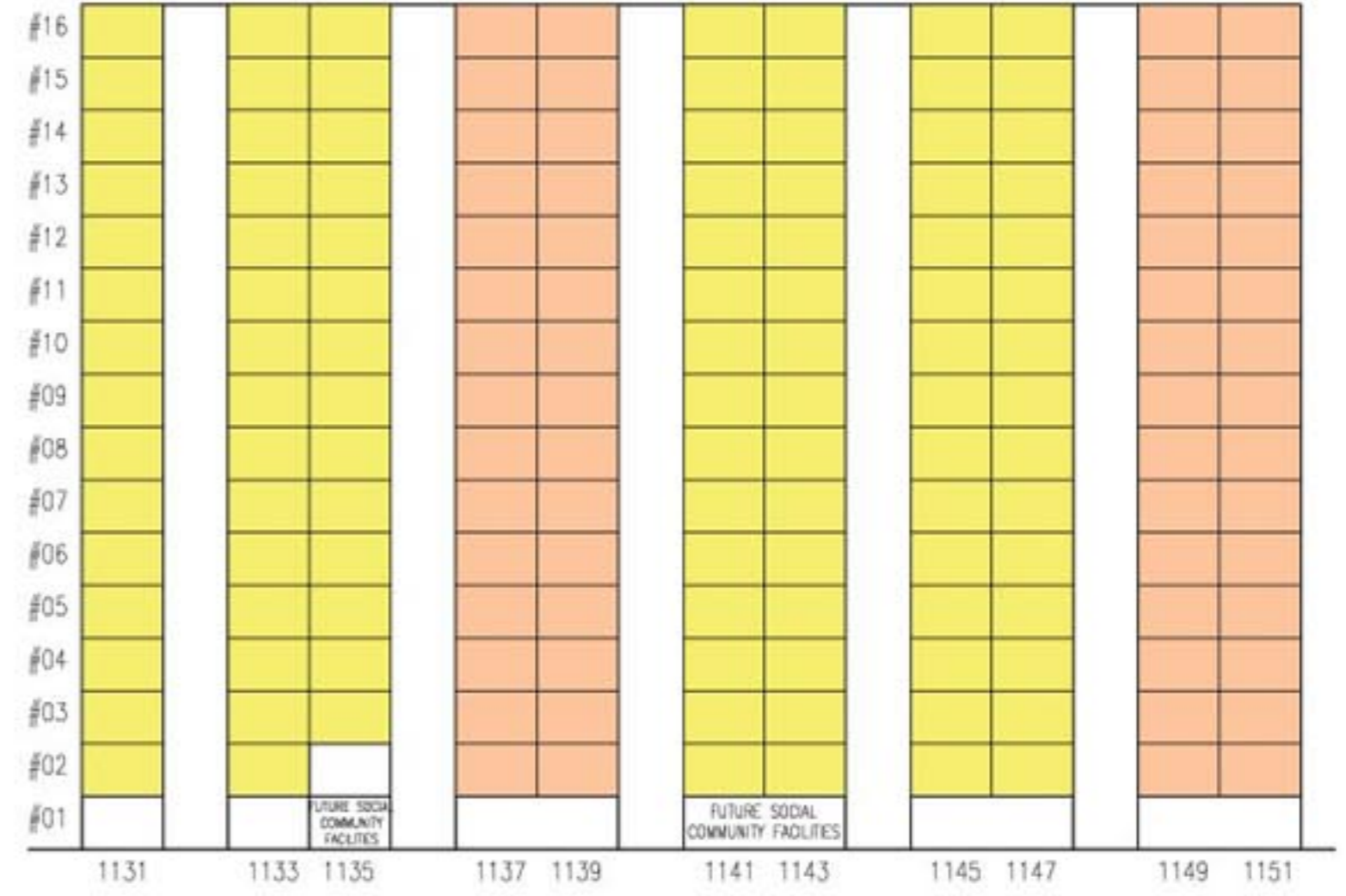
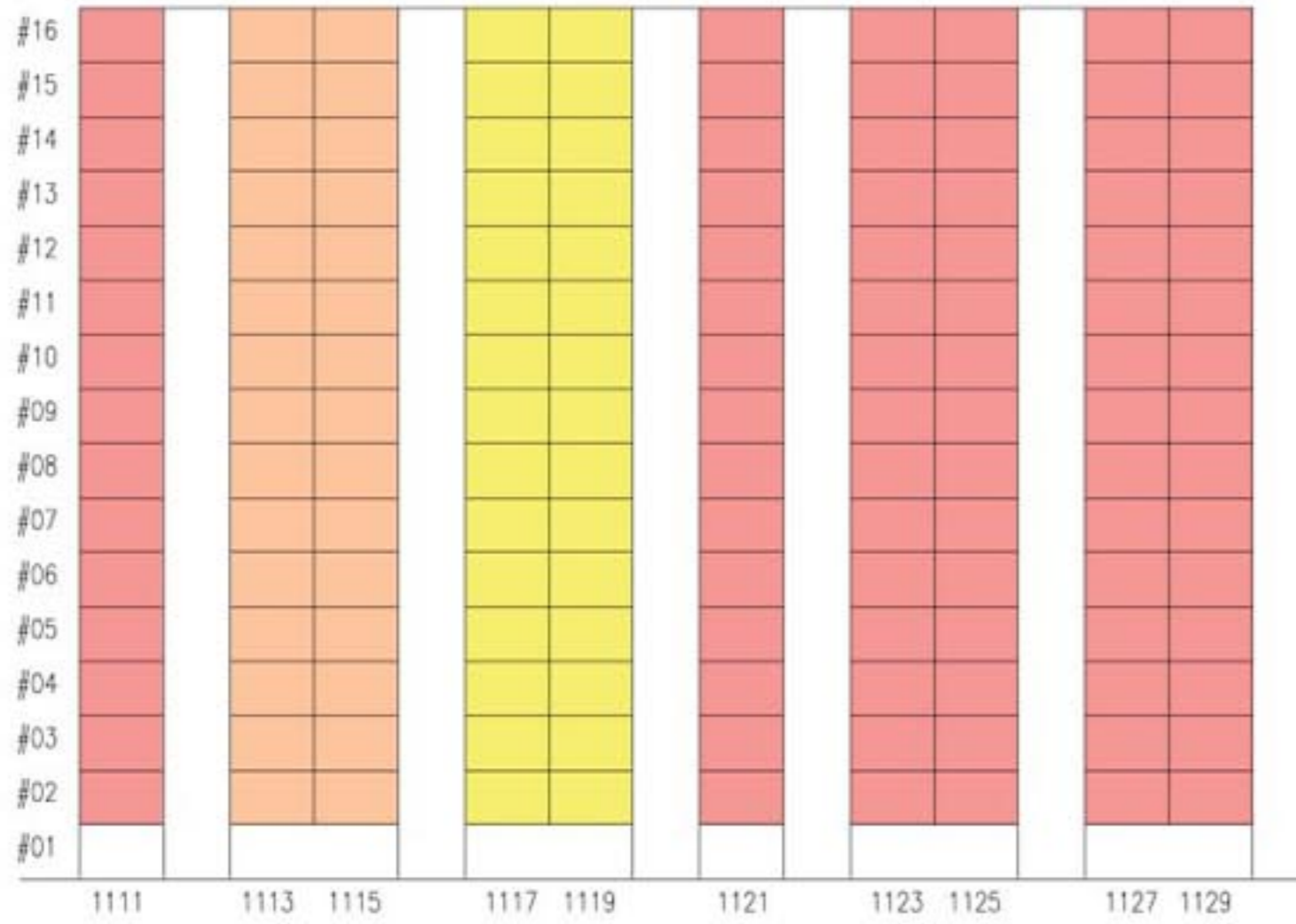
LEGEND

- 2 - Room
- 3 - Room
- 4 - Room
- Surrounding Buildings
- Reserved for / Existing Development
- Linkway / Link-Bridge (LB) / Precinct Pavilion / Drop-off Porch / Shelter
- Trellis
- Future Social Community Facilities (FSCF) at 1st. Storey
- Children Playground (PG) / Adult Fitness Station (AFS) / Elderly Fitness Station (EFS)
- Electrical Sub-Station (ESS)
- Utility Centre (UC) / Consumer Switch Room (CSR) / Pump Room (PR) at 1st. Storey
- Multi-Storey Carpark
- Open Space
- Staircase
- Air-well
- Drainage Reserve
- Driveway
- Centralised Refuse Chute
- Corridor
- Lift
- Service Bay

Block Number	Number of storeys	2 Room	3 Room	4 Room	Total	Lift opens at
560A	16	90	30	30	150	Every storey
561A	16	-	60	104	164	Every storey
561B	16	-	60	104	164	Every storey
Total		90	150	238	478	

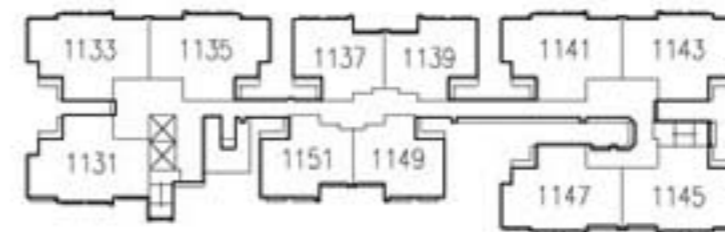
Standard Flats

Unit Distributions



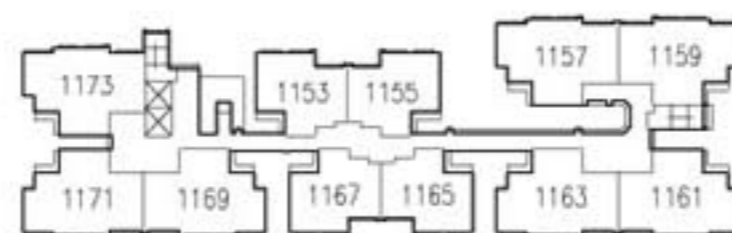
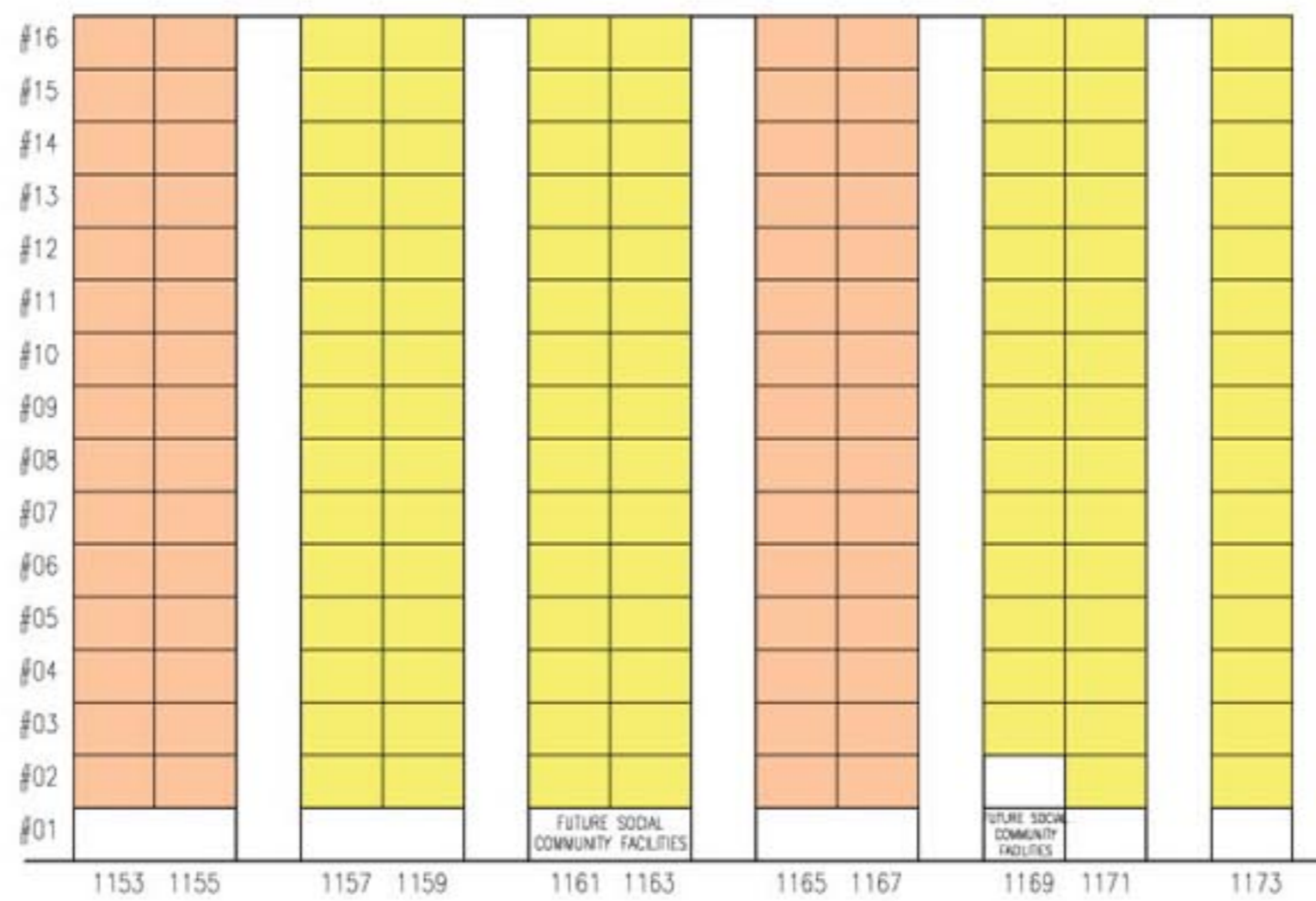
BLOCK 560A

- 2 ROOM
- 3 ROOM
- 4 ROOM



BLOCK 561A

- 3 ROOM
- 4 ROOM



BLOCK 561B

- 3 ROOM
- 4 ROOM

GENERAL SPECIFICATIONS FOR SPRING HAVEN @ JURONG

Foundation

Piled foundations.

Structure

Reinforced concrete structural framework with reinforced concrete slabs.

Roof

Reinforced concrete roof slab with precast concrete secondary roofing.

Walls

All external and internal walls are constructed with reinforced concrete/solid blocks/bricks with cement plastering/precast panels/precast lightweight concrete partitions.

Windows

Aluminium framed windows with tinted glass.

Doors

Entrance	: decorative solid timber door and metal gate
Bedroom	: laminated semi-solid timber door (Type D9a) (optional)
Bathroom/WC	: acrylic panel folding door for 2-Room : laminated semi-solid timber door for 3-Room & 4-Room (Type D9a) (optional)
Household Shelter	: metal door
Service Yard	: aluminium framed door with glass

Finishes

Ceilings	: skim-coated or plastered and painted
Kitchen/Bathroom/WC walls	: ceramic tiles
Other Walls	: skim-coated or plastered and painted
Living/Dining/Bedroom floor	: polished porcelain tiles with timber skirting (optional)
Kitchen floor	: glazed porcelain tiles
Bathrooms/WC floor	: ceramic tiles
Service Yard floor	: glazed porcelain tiles with tile skirting
Household Shelter floor	: glazed porcelain tiles

Fittings

Quality locksets.
Water Closet Suite.
Wash basin for Bathroom/WC (optional).
Bath/Shower mixer with shower set, tap mixer (optional).
Clothes Drying Rack.

Services

Gas services and concealed water supply pipes.
Concealed electrical wiring to lighting and power points (including water heater and air-conditioning points).
Television points.
Telephone points.

Important Notes:

- 1) The Household Shelter is designed for use as civil defence shelter. The walls, ceiling, floor and door of the Household Shelter shall not be hacked, drilled, altered or removed.
- 2) Air-con panel in the main bedroom will not be provided.
- 3) Any unused or unoccupied open spaces in front of or nearby / adjacent to the flat units are not available for purchase and that the HDB will not entertain any requests from the flat owners to purchase and / or enclose the unused or unoccupied open spaces.

You are advised to visit HDB's website at www.hdb.gov.sg for information on renovations rules.