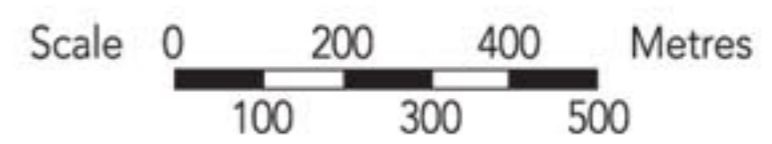

















**LEGEND:**

- MRT Line & Station
- Common Green
- Under Construction/Future Road
- Under Construction

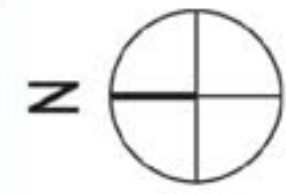
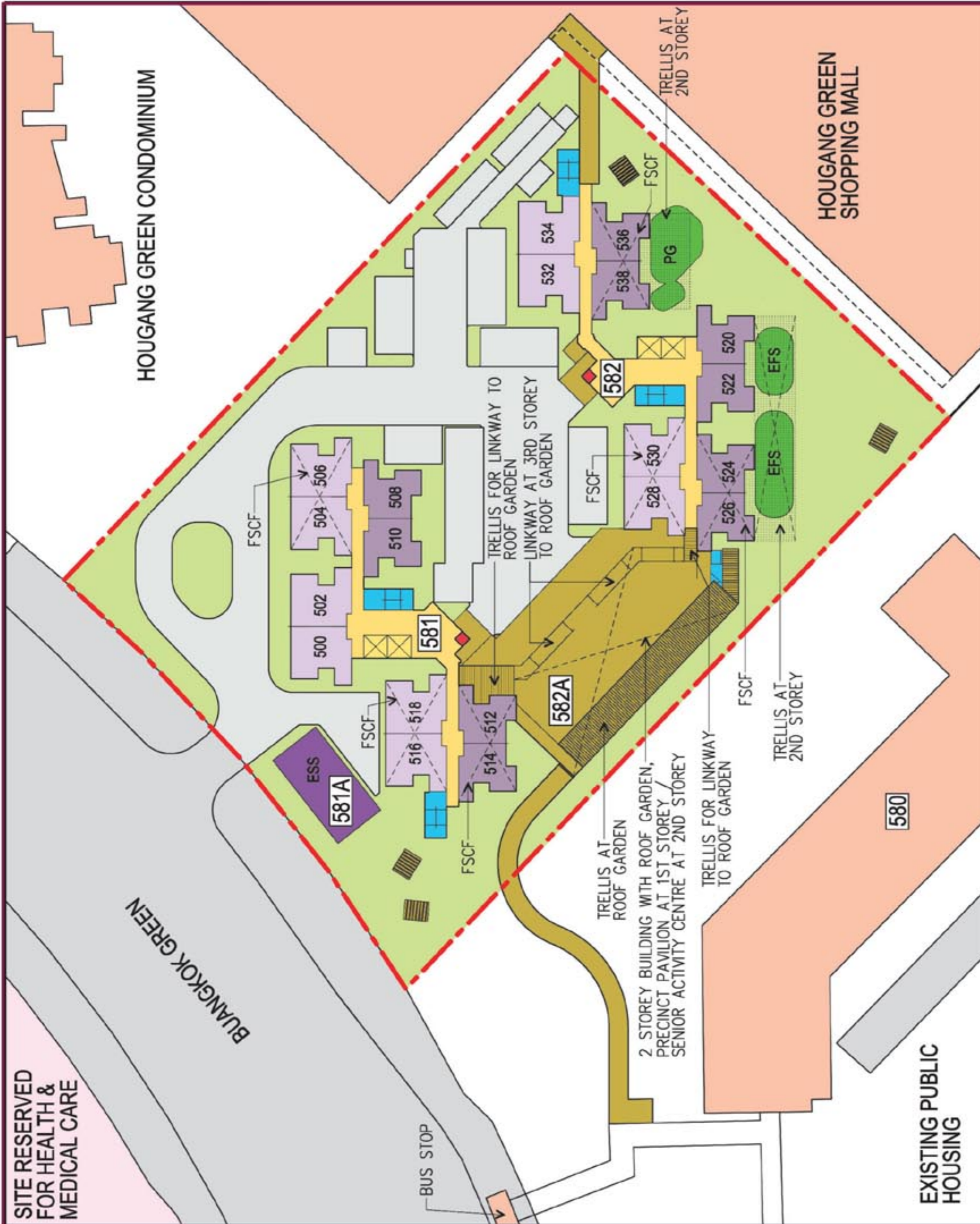


**LEGEND**

-  Studio Apartment Type A
-  Studio Apartment Type B
-  Surrounding Buildings
-  Reserved for / Existing Development
-  Staircase
-  Future Social Community Facilities (FSCF) at 1st Storey / Senior Activity Centre
-  Linkway / Precinct Pavilion / Drop-off Porch / Shelter
-  Trellis / Pergola
-  Driveway / Carpark
-  Children Playground (PG) / Elderly Fitness Station (EFS)
-  Electrical Sub-Station (ESS)
-  Open Space
-  Lift
-  Centralised Refuse Chute
-  Corridor

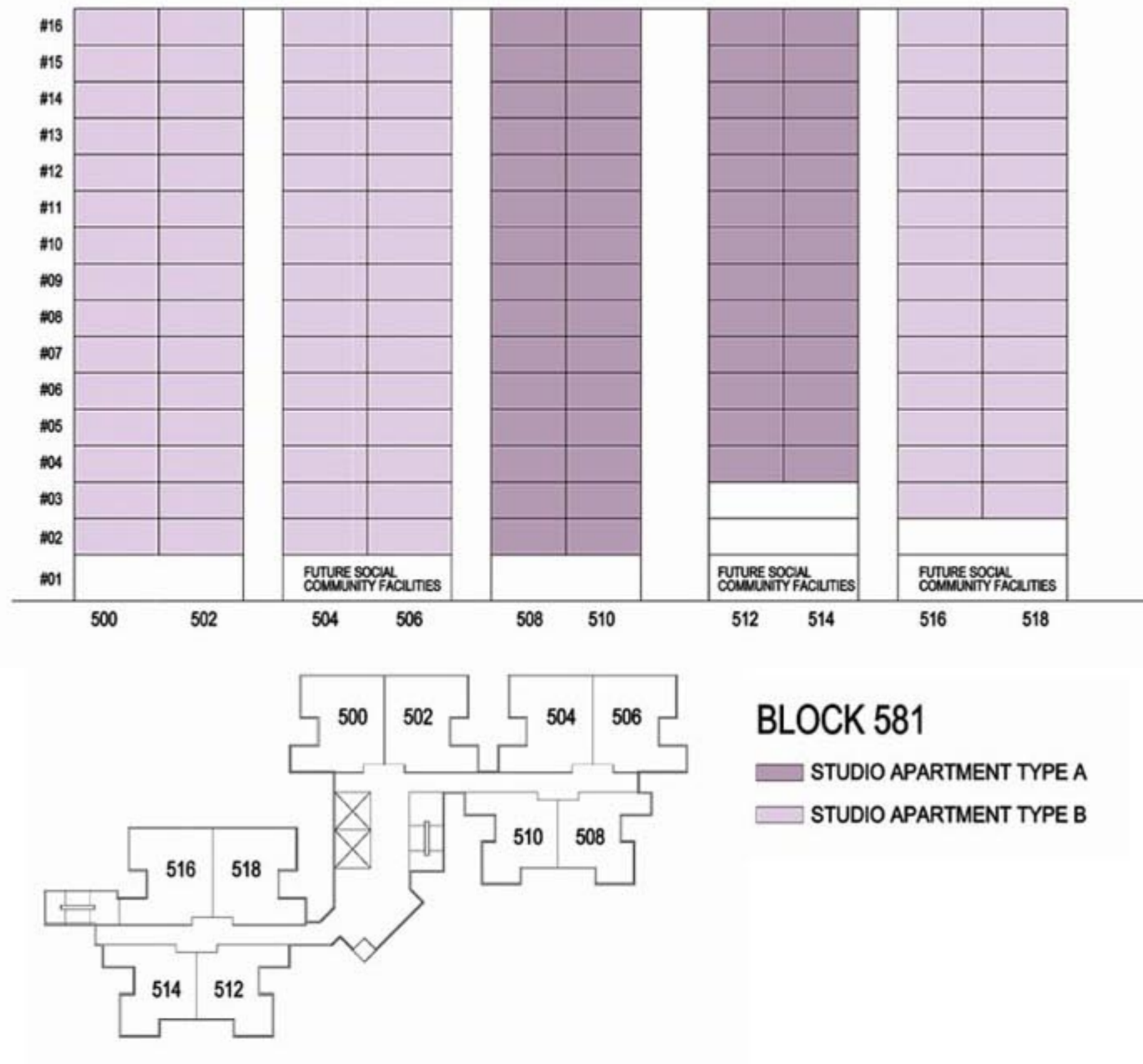
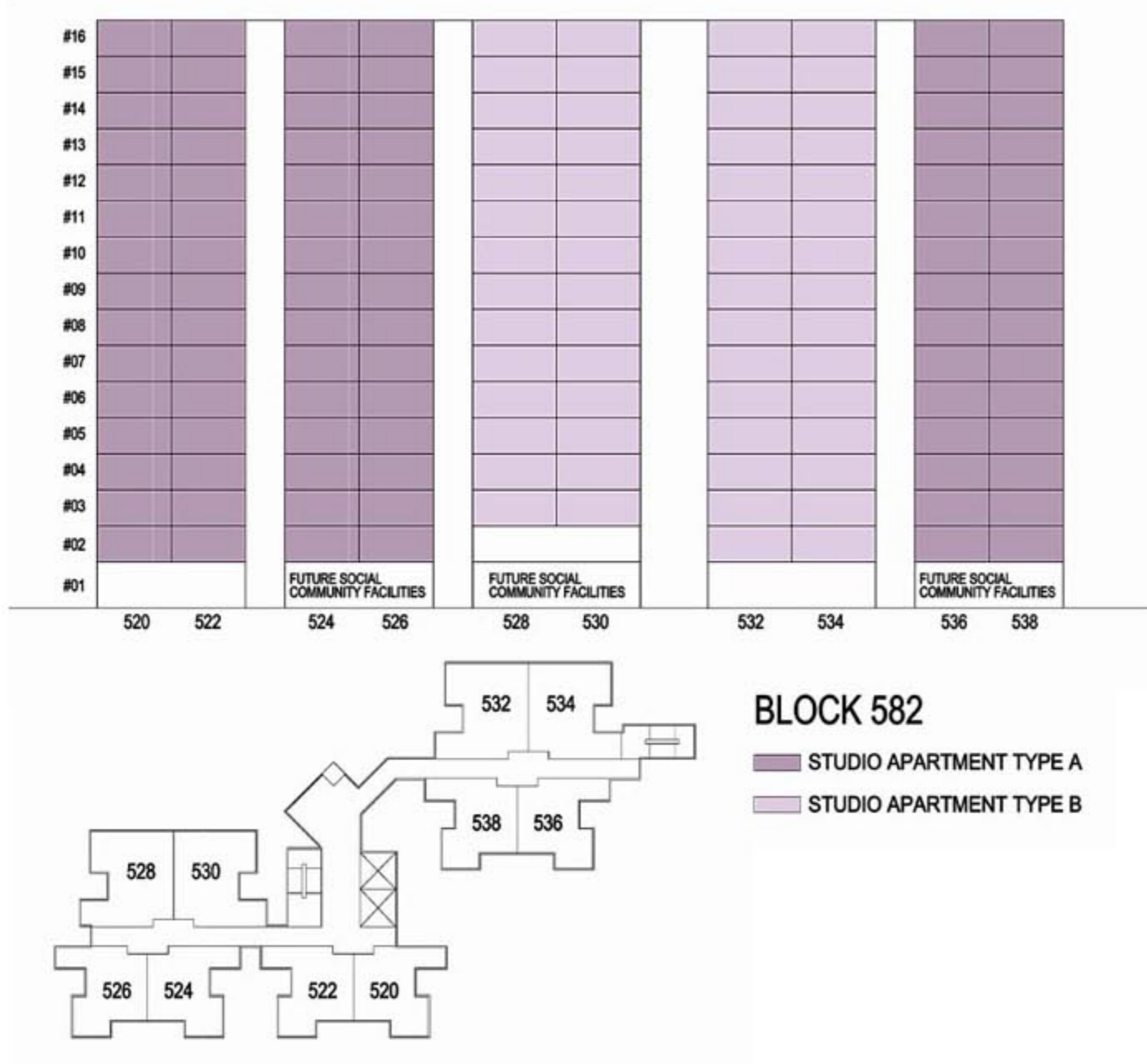
BLOCK NO.	NO. OF STOREY	STUDIO APARTMENT		TOTAL	LIFT OPENS AT
		TYPE A	TYPE B		
581	16	56	88	144	EVERY STOREY
582	16	90	58	148	EVERY STOREY
<b>TOTAL</b>		<b>146</b>	<b>146</b>	<b>292</b>	

Studio Apartments



Applicants are encouraged to visit the place before booking a flat.

Unit Distributions



**GENERAL SPECIFICATIONS FOR GOLDEN MINT****Foundation**

Piled foundations.

**Structure**

Reinforced concrete structural framework with reinforced concrete slabs.

**Roof**

Reinforced concrete roof slab with precast concrete secondary roofing.

**Walls**

All external and internal walls are constructed with reinforced concrete/solid blocks/bricks with cement plastering/precast panels/precast lightweight concrete partitions.

**Windows**

Aluminium framed windows with tinted glass.

**Doors**

Entrance : decorative solid timber door and metal gate  
Bedroom : laminated sliding timber door  
Bathroom/WC : PVC folding door  
Household Shelter : metal door

**Finishes**

Ceilings : skim-coated or plastered and painted  
Kitchen/Bathroom/WC walls : ceramic tiles  
Other Walls : skim-coated or plastered and painted  
Living/Dining/Bedroom floor : glazed porcelain tiles with timber skirting  
Kitchen floor : glazed porcelain tiles  
Bathroom/WC floor : ceramic tiles  
Household shelter floor : glazed porcelain tiles

**Fittings**

Quality locksets.  
Quality sanitary fittings.  
Kitchen cabinets with cooker hood, gas hob and kitchen sink.  
Built-in wardrobe.  
Clothes Drying Rack.

**Services**

Gas services and concealed water supply pipes.  
Concealed electrical wiring to lighting and power points (including water heater and air-conditioning points).  
Television points.  
Telephone points.

**Important Notes:**

- 1) The Household Shelter is designed for use as civil defence shelter. The walls, ceiling, floor and door of the Household Shelter shall not be hacked, drilled, altered or removed.
- 2) Air-con panel in the main bedroom will not be provided.
- 3) Any unused or unoccupied open spaces in front of or nearby / adjacent to the flat units are not available for purchase and that the HDB will not entertain any requests from the flat owners to purchase and / or enclose the unused or unoccupied open spaces.

You are advised to visit HDB's website at [www.hdb.gov.sg](http://www.hdb.gov.sg) for information on renovations rules.